

## ROHRFLEX® WELLSCHLÄUCHE MIT FLEXAQUICK® ANSCHLUSSTECHNIK ROHRFLEX® TUBINGS WITH FLEXAQUICK® CONNECTORS



**PA 6**  
Standard, für nahezu alle Anwendungen  
standard, for almost all applications



**PA 6-D**  
dickwandig, für schwere Anwendungen  
thick walled, for heavy applications



**PA 6 S**  
geringerer Brandschutz für einfache Anwendungen  
reduced fire protection for simple applications



**PA 6 L**  
geringerer Brandschutz wirtschaftlich  
reduced fire protection economical



**PA 6-HT**  
für hohe Temperaturen  
for high temperatures

Seite | page 02.2

02.3

02.4

02.5

02.6

### Zulassungen Recognition



### Abmessung AD Size range OD

10 – 54,5

10 – 54,5

10 – 54,5

10 – 54,5

10 – 54,5

### Material

Polyamid 6  
Polyamide 6

Polyamid 6  
Polyamide 6

Polyamid 6  
Polyamide 6

Polyamid 6  
Polyamide 6

Polyamid 6  
Polyamide 6

### Temperaturbereich Temperature range

-40° C ... +120° C

-40° C ... +120° C

-40° C ... +120° C

-25° C ... +120° C

-25° C ... +200° C

### Brandklasse Flammability class

V0 [UL 94]

V0 [UL 94]

HB [UL 94]

HB [UL 94]

V2 [UL 94]

### Anwendungsgebiete Applications

#### Maschinen- / Anlagenbau Machine / Plant Construction



#### Schienenfahrzeuge Railway Industry



#### Fahrzeugbau Automotive



#### Schiffsbau Shipbuilding



#### Automation Automation



#### Elektroanlagen Electrical Installations



#### nachträgliche Installation for retrofit and repair



- P PG Gewinde
- M Metr. Gewinde
- C CTG-Gewinde
- N NPT-Gewinde
- U UNEF-Gewinde

- P PG thread
- M metric thread
- C CTG thread
- N NPT thread
- U UNEF-Gewinde

### ANSCHLUSSTECHNIK | CONNECTORS



RQG-M|P|CIN  
03.6



RQGK-M|P  
03.8



RQG1-M|P|CIN  
03.9-10



RQLG1-M|P  
03.11



RQGKZ[P]-M|P  
03.12-14



RQGKZE-M|P  
03.15



RQGZ-M|P|N  
03.16



RQGZ1-M|P|N  
03.17



RQG2-M|P|N|U  
03.18-19



RQGK2-M|P  
03.20



RQG3-M|U  
03.21



RQGZ-S  
03.22



RQG1-S  
03.23



RQGST-M  
03.24



RQG-Duo-M  
03.25



RGE-M  
03.26



RQB90-M|P  
03.27



RQBK90-M|P|N  
03.28



<b>PA 12</b> für sehr flexible Anwendungen Außenbereich for very flexible applications, outdoor	<b>PA 12-D</b> dickwandig, für schwere Anwendungen Außenbereich thick walled, for heavy applications, outdoor	<b>PA 12-F</b> erhöhter Brandschutz speziell für Schienenfahrzeuge best fire protection, esp. for the railway industry	<b>PU</b> für sehr flexible Anwendungen öl- / benzinbeständig very flexible applications, oil / fuel resistant	<b>PP</b> nicht flexibel, wirtschaftliche Anwendungen non-flexible economic applications	<b>PA 6-CU</b> CU-Geflecht EMV Anwendungen CU braiding EMC applications	<b>DUO PA 6 PP</b> zweiteilig, längs teilbar und wiederverschließbar two-pieces, dividable and recloseable
02.7	02.8	02.9	02.11	02.10	02.12	02.14 15



10 – 54,5	10 – 54,5	10 – 54,5	13 – 54,5	10 – 54,5	13 – 54,5	10 – 79,0
-----------	-----------	-----------	-----------	-----------	-----------	-----------

Polyamid 12 Polyamide 12	Polyamid 12 Polyamide 12	Polyamid 12 Polyamide 12	Polyurethan Polyurethane	Polypropylen Polypropylene	Polyamid 6 Polyamide 6	Polyamid 6   PP Polyamide 6   PP
-----------------------------	-----------------------------	-----------------------------	-----------------------------	-------------------------------	---------------------------	-------------------------------------

-50°C ... +100°C	-50°C ... +100°C	-50°C ... +100°C	-40°C ... +120°C	-40°C ... +120°C	-40°C ... +120°C	-40°C ... +120°C PA 6 -25°C ... +120°C PP
------------------	------------------	------------------	------------------	------------------	------------------	--

V2 [UL 94]	V2 [UL 94]	V2 [UL 94]	HB [UL 94]		HB [UL 94]	HB   V2 [UL 94]
------------	------------	------------	------------	--	------------	-----------------

✓	✓	-	✓	✓	✓	✓
✓	✓	✓	-	-	-	-
✓	✓	✓	✓	✓	✓	✓
✓	✓	-	✓	✓	✓	-
✓	✓	-	✓	✓	✓	-
✓	✓	✓	✓	✓	✓	✓
-	-	-	-	-	-	✓



<b>RQBK90DR – M PIN</b> 03.29	<b>RQB1 90 – M</b> 03.30	<b>RQLB1 90 – M P</b> 03.31	<b>RQB45 – M PIN</b> 03.32	<b>RQBK45 – M P</b> 03.33	<b>RQB1 45 – M N</b> 03.34	<b>RQLB1 45 – M</b> 03.35	<b>RQW – M P C N</b> 03.36-37
<b>RQW1 – M PIN</b> 03.38	<b>RQW – F</b> 03.39	<b>RQF2 – M</b> 03.39	<b>RQE</b> 03.40	<b>RQA</b> 03.40	<b>RQPRO</b> 03.41	<b>MULTI – GFP</b> 03.42	<b>MULTI – WFP</b> 03.43
<b>RQT</b> 03.44	<b>RQY</b> 03.45	<b>RQK</b> 03.46	<b>RQGR</b> 03.47	<b>RQH   RQHG</b> 03.48	<b>RQS</b> 03.49	<b>RQM   RQMS</b> 03.50	<b>RQMR</b> 03.51

METALLSCHUTZSCHLÄUCHE  
PROTECTIVE METAL CONDUITS



SPR-AS  
S-Profil  
S profile



SPR  
S-Profil  
S profile



SPR-VA  
S-Profil  
S profile



FLEXAgraff®-AS  
Agraff Profil  
Agraff profile

\* Sonderabmessungen lieferbar  
\* Special dimensions deliverable


Seite | page 04.2

04.2

04.3

04.6

Zulassungen Recognition			
Abmessung AD Size range OD	10 – 56*	5 – 13*	2,5 – 56*
Material Material	Stahl verzinkt galvanized steel	Stahl verzinkt galvanized steel	nichtrostender Stahl stainless steel
Temperaturbereich Temperature range	-50° C ... +250° C	-50° C ... +250° C	+200° C... +600° C
Schutzart Protective system	IP 40	IP 40	IP 40
<b>Anwendungsgebiete Applications</b>			
Maschinen- / Anlagenbau Machine / Plant Construction	✓	✓	✓
Schienenfahrzeuge Railway Industry	✓	✓	✓
Fahrzeugbau Automotive	✓	✓	✓
Schiffsbau Shipbuilding	✓	✓	✓
Automation Automation	✓	✓	✓
Elektroanlagen Electrical Installations	✓	✓	✓
Sensortechnik Sensor Technology	✓	✓	-
Ex-Bereich Ex-Area	✓	✓	✓



ANSCHLUSSTECHNIK | CONNECTORS



US – MIP  
08.2



US2 – M  
08.8



USDR – M  
08.10



USZ – M  
08.12



USZ – EX – M  
08.14



LI – MIP  
08.18



LIF – MIP  
08.19



USW – MIP  
08.20

**METALLSCHUTZSCHLÄUCHE MIT GEFLECHT**  
**PROTECTIVE METAL CONDUITS WITH BRAIDING**



**FLEXAgraff®-VA**  
 Agraff Profil  
 Agraff profile

04.7



**SPR-CU-AS**  
 S-Profil, verzinn  
 Kupferdrahtumflechtung  
 S profile  
 tinned copper wire braiding

04.5



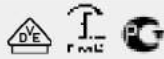
**SPR-EDU-AS**  
 S-Profil  
 Stahldrahtumflechtung  
 S profile  
 galvanized steel wire braiding

04.4



**FLEXAgraff®-CU-AS**  
 Agraff Profil  
 Verzinn  
 Kupferdrahtumflechtung  
 Agraff profile  
 tinned copper wire braiding

04.8



6 – 56

10 – 56

10 – 56

14 – 56

nichtrostender Stahl  
 stainless steel

Stahl verzinkt  
 galvanized steel

Stahl verzinkt  
 galvanized steel

Stahl verzinkt  
 galvanized steel

-200° C ... +600° C

-50° C ... +250° C

-50° C ... +250° C

-50° C ... +250° C

IP 40

IP 40

IP 40

IP 40



ZUBEHÖR | ACCESSORIES



MSD  
 08.31



TED  
 08.31



EK  
 08.32



EEM  
 08.33



## METALLSCHUTZSCHLÄUCHE | FLÜSSIGKEITSDICHT PROTECTIVE METAL CONDUITS | LIQUID TIGHT



**SPR-PVC-AS  
SPR-PVC**  
S Profil  
PVC-Mantel  
S profile  
PVC sheathing



**SPR-PA**  
S Profil  
PA-Mantel  
S profile  
PA sheathing



**SPR-PU-AS**  
S Profil  
ölbeständiger  
PU-Mantel  
S profile  
oil-resistant  
PU sheathing



**SPR-PU-F**  
S Profil  
flammwidriger  
PU-Mantel  
S profile  
flame retardant  
PU sheathing



**SPR-PVC-  
EDU-AS**  
S Profil  
PVC-Mantel  
Stahldrahtumflechtung  
S profile, PVC sheathing,  
galvanized steel wire  
braiding



**FLEXAgraff®-  
PU-AS**  
Agraff-Profil  
ölbeständiger  
PU-Mantel  
Agraff profile  
oil-resistant  
PU sheathing

Seite | page 05.2|3

05.4

05.5

05.6

05.7

05.8

### Zulassungen Recognition



### Abmessung AD Size range OD

10 – 56 | 7 – 12

10 – 56

10 – 56

10 – 56

14 – 56

10 – 56

### Material Material

Stahl verzinkt  
galvanized steel

Stahl verzinkt  
galvanized steel

Stahl verzinkt  
galvanized steel

Stahl verzinkt  
galvanized steel

Stahl verzinkt  
galvanized steel

Stahl verzinkt  
galvanized steel

### Temperaturbereich Temperature range

-25° C ... +90° C

-50° C ... +120° C

-50° C ... +100° C

-50° C ... +100° C

-25° C ... +90° C

-50° C ... +100° C

### Schutzart Protective system

IP 68

IP 68

IP 68

IP 68

IP 68

IP 68

### Anwendungsgebiete Applications

#### Maschinen- / Anlagenbau Machine / Plant Construction



#### Schienenfahrzeuge Railway Industry



#### Fahrzeugbau Automotive



#### Schiffsbau Shipbuilding



#### Automation Automation



#### Elektroanlagen Electrical Installations



#### Lebensmittelindustrie Food and Beverage Industry



### ANSCHLUSSTECHNIK | CONNECTORS



**US-MIP**  
08.2



**US2-M**  
08.8



**USDR-M**  
08.10



**USZ-M**  
08.12



**US-FOOD-M**  
08.26



**EG-MIP**  
08.27



**LI-MIP**  
08.18



**LIF-MIP**  
08.19



**USD-MIP**  
08.16



**USW-MIP**  
08.20



**EW 45-MIP**  
08.28



**EW 90-MIP**  
08.29

METALLSCHUTZSCHLÄUCHE | FLÜSSIGKEITSDICHT  
 PROTECTIVE METAL CONDUITS | LIQUID TIGHT



**FLEXAgraff®-PU-F**

Agraff Profil  
 flammwidriger PU-Mantel  
 Agraff profile  
 flame retardant  
 PU sheathing

05.9

**FLEXAgraff®-SI-ASF**

Agraff Profil  
 SI-Mantel  
 Agraff profile  
 SI sheathing

05.10

**FLEXAgraff®-CU-PU**

Agraff Profil, verzinn  
 Kupferdrahtumflechtung  
 PU-Mantel  
 Agraff profile, tinned  
 copper wire braiding  
 PU sheathing

05.11

**LIQUID-Tight-FOOD**

Glatter PU-Mantel  
 extra flüssigkeitsdicht  
 lebensmittelecht  
 smooth PU sheathing  
 extra liquid tight  
 food-safe

05.15

**LIQUID-Tight-EF**

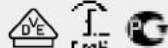
Glatter PVC-Mantel  
 extra flüssigkeitsdicht  
 smooth PVC sheathing  
 extra liquid tight

05.12

**LIQUID-Tight-UL-CSA**

Kupfer-Erdleiter  
 glatter PVC-Mantel  
 copper ground lead  
 smooth PVC sheathing

05.14



10 - 56

14 - 56

14 - 56

1/2" - 1 1/4"

5/16" - 2"

3/8" - 2"

Stahl verzinkt  
 galvanized steel

Stahl verzinkt  
 galvanized steel

Stahl verzinkt  
 galvanized steel

Stahl verzinkt  
 galvanized steel

Stahl verzinkt  
 galvanized steel

Stahl verzinkt  
 galvanized steel

-50°C ... +100°C

-50°C ... +180°C

-50°C ... +100°C

-25°C ... +90°C

-25°C ... +90°C

-25°C ... +90°C

IP 68

IP 68

IP 68

IP 68

IP 68

IP 68



ZUBEHÖR | ACCESSORIES



MSD  
08.31



TED  
08.31



EK  
08.32



EEM  
08.33



KUNSTSTOFF SCHUTZSCHLÄUCHE  
PROTECTIVE PLASTIC CONDUITS



**AIRflex®-KUW-PVC-AS**  
Federstahldraht-wendel  
Inside helix of spring steel wire



**AIRflex®-KUW-PU-AS**  
Federstahldraht-wendel  
Inside helix of spring steel wire



**AIRflex®-KUW-EDU**  
PVC-Mantel  
Stahldrahtumflechtung  
PVC sheathing  
galvanized steel wire braiding



**AIRflex®-K**  
Hartkunststoffwendel  
innen glatt  
helix of rigid plastic  
plain inside surface



**AIRflex®-GRS**  
Hartkunststoffwendel,  
innen/außen glatt  
helix of rigid plastic  
plain inside/outside



**AIRflex®-GRS-FOOD**  
Hartkunststoffwendel,  
PVC, lebensmittelecht  
innen/außen glatt  
helix of rigid plastic  
PVC, food-safe

Seite | page    06.2                      06.3                      06.4                      06.5                      06.6                      06.7

Zulassungen Recognition						
Abmessung AD Size range OD	10 – 56	10 – 56	14 – 56	10 – 56	14 – 56	1/2" – 1 1/4"
Material Material	Federstahldraht   PVC spring steel wire   PVC	Federstahldraht   PU spring steel wire   PU	PVC   Stahldraht PVC   galv. steel wire	Hartkunststoff   PVC rigid plastic   PVC	Hartkunststoff   PVC rigid plastic   PVC	Hartkunststoff   PVC rigid plastic   PVC
Temperaturbereich Temperature range	-25° C ... +90° C	-40° C ... +100° C	-25° C ... +90° C	-25° C ... +90° C	-25° C ... +90° C	-25° C ... +75° C
Schutzart Protective system	IP 68	IP 68	IP 68	IP 68	IP 68	IP 68
<b>Anwendungsgebiete Applications</b>						
Maschinen- / Anlagenbau Machine / Plant Construction	✓	✓	✓	✓	✓	✓
Schienenfahrzeuge Railway Industry	-	-	-	-	-	-
Fahrzeugbau Automotive	✓	✓	✓	✓	✓	-
Automation Automation	✓	✓	✓	✓	✓	✓
Elektroanlagen Electrical Installations	✓	✓	✓	✓	✓	✓
Als Saugschlauch As suction hose	✓	✓	-	✓	✓	-
Lichtwellenleiter Technik Beam wave guide Technology	-	-	-	-	-	-
Medizintechnik Medical Technology	-	-	-	-	-	-
Lebensmittelindustrie Food and Beverage Industry	-	-	-	-	-	✓



ANSCHLUSSTECHNIK  
CONNECTORS



**USK – MIP**  
08.24



**LKI – MIP**  
08.25



**US2 – M**  
08.8



**USDR – M**  
08.10



**US – FOOD – M**  
08.26



**US – MIP**  
08.2



**USZ – M**  
08.12



**NIMS – MIP**  
08.30



**USW – MIP**  
08.20

GEFLECHTSCHLÄUCHE  
BRAIDINGS



<b>HG-PA</b>	<b>HG-PET022</b>	<b>HG-CU HG-CU-K</b>	<b>HG-EDU</b>
Hohlgeflecht-Schlauch wire braiding round braiding	Hohlgeflecht-Schlauch Rundgeflecht wire braiding round braiding	Hohlgeflecht-Schlauch Rundgeflecht wire braiding round braiding	Hohlgeflecht-Schlauch Rundgeflecht wire braiding round braiding
07.2	07.3	07.4 5	07.6

SPEZIALSCHUTZSCHLÄUCHE  
SPECIAL PROTECTIVE CONDUITS



<b>PS-VA PSL-VA</b>	<b>FLEXAhightemp</b>	<b>FLEXAspiral PE FLEXAspiral PA12</b>
Glasseiden-umflechtung SI-Mantel fiber glass braiding SI sheathing	Calciumsilikat-Geflecht SI-Mantel, Feuerschutz calcium-silicate braiding SI sheathing, fire protection	Wickel- und Bündelungsspirale spiral bindings
07.7	07.8	07.10 11



NW   ID 5 – 50	NW   ID 4 – 50	NW   ID 6 – 35	NW   ID 6 – 35	NW   ID 2,5 – 8,0 NW   ID 3,3 – 7,7	NW   ID 10 – 60	NW   ID 6 – 12
Polyamid-Monofile polyamide monofilaments	PET-Monofile PET monofilaments	verzinnete Kupferdrähte tinned copper wires	verzinkte Stahldrähte galvanized steel wires	nichtrostender Stahl stainless steel V2A	Calciumsilikat Silikon calcium-silicate silicone	LD-PE PA 12
-50° C ... +120° C	-50° C ... +150° C	-50° C ... +250° C	-50° C ... +250° C	-50° C ... +180° C	-50° C ... +350° C	-40° C ... + 90° C -40° C ... +100° C

IP 68

IP 68

✓	✓	✓	✓	-	✓	✓
✓	✓	✓	-	-	-	-
✓	✓	✓	✓	-	✓	✓
✓	✓	✓	✓	-	✓	✓
✓	✓	✓	✓	-	✓	✓
-	-	-	-	-	-	-
-	-	-	-	✓	-	-
-	-	-	-	✓	-	-
-	-	-	-	-	-	-

ZUBEHÖR | ACCESSORIES



MSD  
08.31



TED  
08.31



EK  
08.32



SGL  
08.30



EEM  
08.33



AK  
08.32





## SCHUTZSCHLAUCH AUSWAHLKRITERIEN SELECTION CRITERIA FOR PROTECTIVE CONDUITS

SCHUTZSCHLAUCH PROTECTIVE CONDUIT	EIGENSCHAFTEN PROPERTIES																		
	Material Material	IP-Schutzgrad IP-rate	Temperatur min. [°C] Temperature min. [°C]	Temperatur max. [°C] Temperature max. [°C]	Temperatur kurzzeitig [°C] Temperature short term [°C]	Halogenfrei Free of halogen	UV - beständig [schwarz] UV - resistance [black]	Mit Isolationsseigenschaften With insulating characteristics	Nicht - Flammausbreitend No - flame propagation	Brennbarkeit [UL94] Flammability [UL94]	Flammbeständigkeit Flame resistance	Druckfestigkeit Resistance to compression	Schlagfestigkeit Resistance to impact	Flexibilität Flexibility	Zugfestigkeit Tensile strength	Biegewechselfestigkeit Alternative bending strength	Ölbeständigkeit Oil resistance	Benzinbeständigkeit Petrol resistance	Rauchgasdichte Density of smoke
ROHRflex PA 6	PA6	IP68	-40°	+120°	+150°	✓	✓	✓	✓	V0									
ROHRflex PA 6-D	PA6	IP68	-40°	+120°	+150°	✓	✓	✓	✓	V0									
ROHRflex PA 6 S	PA6	IP68	-40°	+120°	+150°	✓	✓	✓	✓	HB									
ROHRflex PA 6 L	PA6	IP68	-25°	+120°	-	✓	✓	✓	✓	HB									
ROHRflex PA 6-HT	PA6	IP68	-25°	+200°	-	✓	✓	✓	✓	V2									
ROHRflex PA 12	PA12	IP68	-50°	+100°	+130°	✓	✓	✓	✓	V2									
ROHRflex PA 12-D	PA12	IP68	-50°	+100°	+130°	✓	✓	✓	✓	V2									
ROHRflex PA 12-F	PA12	IP68	-50°	+100°	+130°	✓	✓	✓	✓	V2									
ROHRflex PU	PU	IP68	-40°	+120°	+150°	✓	✓	✓	✓	HB									
ROHRflex PP	PP	IP68	-40°	+120°	+150°	-	✓	✓	✓	-									
ROHRflex PA 6-CU	PA6 CU	IP68	-40°	+120°	+150°	✓	✓	✓	✓	HB									
ROHRflex-Duo PA 6	PA6	IP40	-40°	+120°	+150°	✓	✓	✓	✓	HB									
ROHRflex-Duo PP	PP	IP40	-25°	+120°	+150°	-	✓	✓	✓	V2									
ROHRflex MULTI PA 6	PA6	IP68	-40°	+120°	+150°	✓	✓	✓	✓	HB									
ROHRflex MULTI PA 12	PA12	IP68	-50°	+100°	+130°	✓	✓	✓	✓	HB									
SPR   SPR – AS	Stn	IP40	-50°	+250°	-	✓	✓	-	✓	-									
SPR – VA	V2A	IP40	-200°	+600°	-	✓	✓	-	✓	-									
SPR – EDU – AS	Stn Stn	IP40	-50°	+250°	-	✓	✓	-	✓	-									
SPR – CU – AS	Stn CU	IP40	-50°	+250°	-	✓	✓	-	✓	-									
FLEXAgraff – AS	Stn	IP40	-50°	+250°	-	✓	✓	-	✓	-									
FLEXAgraff – VA	V2A	IP40	-200°	+600°	-	✓	✓	-	✓	-									
FLEXAgraff – CU – AS	Stn CU	IP40	-50°	+250°	-	✓	✓	-	✓	-									
SPR – PVC – AS	Stn PVC	IP68	-25°	+90°	+100°	-	-	✓	✓	-									
SPR – PA	Stn PA	IP68	-50°	+120°	+150°	✓	✓	✓	✓	-									
SPR – PU – AS	Stn PU	IP68	-50°	+100°	+130°	✓	✓	✓	✓	V2									
SPR – PU – F	Stn PU	IP68	-50°	+100°	+130°	✓	✓	✓	✓	V0									
SPR – PVC – EDU – AS	Stn PVC	IP68	-25°	+90°	+100°	-	-	✓	✓	-									
FLEXAgraff – PU – AS	Stn PU	IP68	-50°	+100°	+130°	✓	✓	✓	✓	V2									
FLEXAgraff – PU – F	Stn PU	IP68	-50°	+100°	+130°	✓	✓	✓	✓	V0									
FLEXAgraff – SI – ASF	Stn Si	IP68	-50°	+180°	-	✓	✓	✓	✓	-									
FLEXAgraff – CU – PU	Stn CU PU	IP68	-50°	+100°	+130°	✓	✓	✓	✓	V2									
LIQUID – TIGHT – EF	Stn PVC	IP68	-25°	+90°	+100°	-	-	✓	✓	-									
LIQUID – TIGHT – EF – OR	Stn PVC	IP68	-25°	+90°	+100°	-	-	✓	✓	-									
LIQUID – TIGHT – UL – CSA	Stn PVC	IP68	-25°	+90°	+100°	-	-	✓	✓	-									
LIQUID – TIGHT – FOOD	Stn PU	IP68	-25°	+90°	+100°	✓	-	✓	-	-									
AIRflex – KUW – PVC – AS	F PVC	IP68	-25°	+90°	+100°	-	-	✓	-	-									
AIRflex – KUW – PU – AS	F PU	IP68	-40°	+90°	+120°	✓	✓	✓	✓	V2									
AIRflex – KUW – EDU	F PVC Stn	IP68	-25°	+90°	+100°	-	-	✓	-	-									
AIRflex – K	PVC	IP68	-25°	+90°	+100°	✓	-	✓	-	-									
AIRflex – GRS	PVC	IP68	-25°	+90°	+100°	✓	-	✓	-	-									
AIRflex – GRS – FOOD	PVC	IP68	-25°	+75°	+100°	✓	-	✓	-	-									
FLEXAhightemp	Si	IP68	-50°	+350°	+700°	✓	✓	✓	✓	-									
HG – PA	PA6	IP40	-50°	+120°	+150°	✓	✓	✓	✓	V2									
HG – PET022	PET	IP40	-50°	+150°	+175°	✓	✓	✓	✓	-									
HG – CU   HG – CU – K	PVC CU	IP40	-50°	+250°	-	✓	-	✓	✓	-									
HG – EDU	Stn	IP40	-50°	+250°	-	✓	-	✓	✓	-									
PS – VA   PSL – VA	V2A Si GL	IP68	-50°	+180°	-	✓	✓	✓	✓	-									

SCHUTZSCHLAUCH AUSWAHLKRITERIEN  
SELECTION CRITERIA FOR PROTECTIVE CONDUITS

SCHUTZSCHLAUCH PROTECTIVE CONDUIT	Schienenfahrzeuge Railway Industry						Schiff Ship		Industrie Industry				EINSATZGEBIETE APPLICATIONS											
	EN 45545 Teil2 EN 45545 part2	DIN 5510 DIN 5510	NFF 16-101/102 NFF 16-101/102	BS 6853 BS 6853	UNI CEI 11170 UNI CEI 11170	ASTM E162/E662 ASTM E162/E662	Lloyd's Register Lloyd's Register	DNV DNV	VDE Zulassung [EN 61386] VDE approval [EN 61386]	CSA Zulassung [UL 1696] CSA approval [UL 1696]	Rütteltest [EN IEC 61373] Vibration test [EN IEC 61373]	EMV Zulassung [EN 50289 1-6] EMC approval [EN 50289 1-6]	Maschinen- und Anlagenbau Machine / Plant constructions	Fahrzeugbau Automotive	Schienenfahrzeuge Railway industry	Schiffsbau Shipbuilding	Automation Automation	Elektroanlagen Electrical installations	Medizintechnik Medical technology	Lebensmittelindustrie Food and beverage industry	Sensortechnik Sensor technology	Ex-Bereich [EN 1127-1] Ex-area [EN 1127-1]	EMV-Anwendungen EMC-applications	Hochtemperaturbereiche High temperature areas
ROHRflex PA 6	HL3	✓	✓	✓	✓	✓	✓	✓	✓	✓	✓	✓	✓	✓	✓	✓	✓	✓	✓	✓	✓	✓	✓	✓
ROHRflex PA 6-D	HL3	✓	-	-	-	-	-	✓	✓	✓	✓	✓	✓	✓	✓	✓	✓	✓	✓	✓	✓	✓	✓	✓
ROHRflex PA 6 S	-	✓	✓	-	-	✓	✓	✓	✓	✓	✓	✓	✓	✓	✓	✓	✓	✓	✓	✓	✓	✓	✓	✓
ROHRflex PA 6 L	-	-	-	-	-	-	-	✓	✓	✓	✓	✓	✓	✓	✓	✓	✓	✓	✓	✓	✓	✓	✓	✓
ROHRflex PA 6-HT	-	-	-	-	-	-	-	✓	✓	✓	✓	✓	✓	✓	✓	✓	✓	✓	✓	✓	✓	✓	✓	✓
ROHRflex PA 12	HL2	✓	✓	✓	✓	✓	✓	✓	✓	✓	✓	✓	✓	✓	✓	✓	✓	✓	✓	✓	✓	✓	✓	✓
ROHRflex PA 12-D	HL2	✓	✓	-	✓	✓	-	✓	✓	✓	✓	✓	✓	✓	✓	✓	✓	✓	✓	✓	✓	✓	✓	✓
ROHRflex PA 12-F	HL3	-	-	-	-	-	-	✓	✓	✓	✓	✓	✓	✓	✓	✓	✓	✓	✓	✓	✓	✓	✓	✓
ROHRflex PU	-	-	-	-	-	-	-	✓	✓	✓	✓	✓	✓	✓	✓	✓	✓	✓	✓	✓	✓	✓	✓	✓
ROHRflex PP	-	-	-	-	-	-	✓	✓	✓	✓	✓	✓	✓	✓	✓	✓	✓	✓	✓	✓	✓	✓	✓	✓
ROHRflex PA 6-CU	-	-	-	-	-	-	-	✓	✓	✓	✓	✓	✓	✓	✓	✓	✓	✓	✓	✓	✓	✓	✓	✓
ROHRflex-Duo PA 6	-	-	-	-	-	-	-	✓	✓	✓	✓	✓	✓	✓	✓	✓	✓	✓	✓	✓	✓	✓	✓	✓
ROHRflex-Duo PP	-	-	-	-	-	-	-	✓	✓	✓	✓	✓	✓	✓	✓	✓	✓	✓	✓	✓	✓	✓	✓	✓
ROHRflex MULTI PA 6	-	-	-	-	-	-	-	✓	✓	✓	✓	✓	✓	✓	✓	✓	✓	✓	✓	✓	✓	✓	✓	✓
ROHRflex MULTI PA 12	-	-	-	-	-	-	-	✓	✓	✓	✓	✓	✓	✓	✓	✓	✓	✓	✓	✓	✓	✓	✓	✓
SPR   SPR – AS	-	-	-	-	-	-	-	✓	✓	✓	✓	✓	✓	✓	✓	✓	✓	✓	✓	✓	✓	✓	✓	✓
SPR – VA	-	-	-	-	-	-	-	✓	✓	✓	✓	✓	✓	✓	✓	✓	✓	✓	✓	✓	✓	✓	✓	✓
SPR – EDU – AS	-	-	-	-	-	-	-	✓	✓	✓	✓	✓	✓	✓	✓	✓	✓	✓	✓	✓	✓	✓	✓	✓
SPR – CU – AS	-	-	-	-	-	-	-	✓	✓	✓	✓	✓	✓	✓	✓	✓	✓	✓	✓	✓	✓	✓	✓	✓
FLEXAgraff – AS	-	-	-	-	-	-	-	✓	✓	✓	✓	✓	✓	✓	✓	✓	✓	✓	✓	✓	✓	✓	✓	✓
FLEXAgraff – VA	-	-	-	-	-	-	-	✓	✓	✓	✓	✓	✓	✓	✓	✓	✓	✓	✓	✓	✓	✓	✓	✓
FLEXAgraff – CU – AS	-	-	-	-	-	-	-	✓	✓	✓	✓	✓	✓	✓	✓	✓	✓	✓	✓	✓	✓	✓	✓	✓
SPR – PVC – AS	-	-	-	-	-	-	-	✓	✓	✓	✓	✓	✓	✓	✓	✓	✓	✓	✓	✓	✓	✓	✓	✓
SPR – PA	HL2	-	-	-	-	-	-	✓	✓	✓	✓	✓	✓	✓	✓	✓	✓	✓	✓	✓	✓	✓	✓	✓
SPR – PU – AS	-	-	-	-	-	-	-	✓	✓	✓	✓	✓	✓	✓	✓	✓	✓	✓	✓	✓	✓	✓	✓	✓
SPR – PU – F	HL3	✓	✓	-	-	-	-	✓	✓	✓	✓	✓	✓	✓	✓	✓	✓	✓	✓	✓	✓	✓	✓	✓
SPR – PVC – EDU – AS	-	-	-	-	-	-	-	✓	✓	✓	✓	✓	✓	✓	✓	✓	✓	✓	✓	✓	✓	✓	✓	✓
FLEXAgraff – PU – AS	-	-	-	-	-	-	-	✓	✓	✓	✓	✓	✓	✓	✓	✓	✓	✓	✓	✓	✓	✓	✓	✓
FLEXAgraff – PU – F	HL3	✓	✓	-	-	-	-	✓	✓	✓	✓	✓	✓	✓	✓	✓	✓	✓	✓	✓	✓	✓	✓	✓
FLEXAgraff – SI – ASF	-	-	-	-	-	-	-	✓	✓	✓	✓	✓	✓	✓	✓	✓	✓	✓	✓	✓	✓	✓	✓	✓
FLEXAgraff – CU – PU	-	-	-	-	-	-	-	✓	✓	✓	✓	✓	✓	✓	✓	✓	✓	✓	✓	✓	✓	✓	✓	✓
LIQUID – TIGHT – EF	-	-	-	-	-	-	-	✓	✓	✓	✓	✓	✓	✓	✓	✓	✓	✓	✓	✓	✓	✓	✓	✓
LIQUID – TIGHT – EF – OR	-	-	-	-	-	-	-	✓	✓	✓	✓	✓	✓	✓	✓	✓	✓	✓	✓	✓	✓	✓	✓	✓
LIQUID – TIGHT – UL – CSA	-	-	-	-	-	-	-	✓	✓	✓	✓	✓	✓	✓	✓	✓	✓	✓	✓	✓	✓	✓	✓	✓
LIQUID – TIGHT – FOOD	-	-	-	-	-	-	-	✓	✓	✓	✓	✓	✓	✓	✓	✓	✓	✓	✓	✓	✓	✓	✓	✓
AIRflex – KUW – PVC – AS	-	-	-	-	-	-	-	✓	✓	✓	✓	✓	✓	✓	✓	✓	✓	✓	✓	✓	✓	✓	✓	✓
AIRflex – KUW – PU – AS	-	-	-	-	-	-	-	✓	✓	✓	✓	✓	✓	✓	✓	✓	✓	✓	✓	✓	✓	✓	✓	✓
AIRflex – KUW – EDU	-	-	-	-	-	-	-	✓	✓	✓	✓	✓	✓	✓	✓	✓	✓	✓	✓	✓	✓	✓	✓	✓
AIRflex – K	-	-	-	-	-	-	-	✓	✓	✓	✓	✓	✓	✓	✓	✓	✓	✓	✓	✓	✓	✓	✓	✓
AIRflex – GRS	-	-	-	-	-	-	-	✓	✓	✓	✓	✓	✓	✓	✓	✓	✓	✓	✓	✓	✓	✓	✓	✓
AIRflex – GRS – FOOD	-	-	-	-	-	-	-	✓	✓	✓	✓	✓	✓	✓	✓	✓	✓	✓	✓	✓	✓	✓	✓	✓
FLEXAhightemp	-	✓	-	-	-	-	-	✓	✓	✓	✓	✓	✓	✓	✓	✓	✓	✓	✓	✓	✓	✓	✓	✓
HG – PA	-	✓	-	-	-	-	-	✓	✓	✓	✓	✓	✓	✓	✓	✓	✓	✓	✓	✓	✓	✓	✓	✓
HG – PET022	HL3	✓	✓	-	-	-	-	✓	✓	✓	✓	✓	✓	✓	✓	✓	✓	✓	✓	✓	✓	✓	✓	✓
HG – CU   HG – CU – K	-	-	-	-	-	-	-	✓	✓	✓	✓	✓	✓	✓	✓	✓	✓	✓	✓	✓	✓	✓	✓	✓
HG – EDU	-	-	-	-	-	-	-	✓	✓	✓	✓	✓	✓	✓	✓	✓	✓	✓	✓	✓	✓	✓	✓	✓
PS – VA   PSL – VA	-	-	-	-	-	-	-	✓	✓	✓	✓	✓	✓	✓	✓	✓	✓	✓	✓	✓	✓	✓	✓	✓